CRM-161 | Multifunction time relay - economy version

c UL us LISTED E308660

EAN code
CRM-161: 8595188181617

- Multifunction economy version of time relay for universal use in automation, control and regulation or in house installations.
- Universal supply voltage: AC 24 – 240 V (AC 50/60 Hz) and DC 24 V.
- Comfortable and well-arranged function and time-range setting by rotary switches.
- Time scale 0.1 s - 10 hrs divided into 6 ranges: (0.1 s - 1 s/1 s - 10 s/0.1 min - 1 min/1 min - 10 min/0.1 hrs - 1 h/1 h - 10 hrs).
- Output contact: 1x changeover/SPDT 8 A.
- Multifunction red LED flashes or shines depending on the operating status.

Technical parameters	CRM-161
Power supply	
Supply terminals:	A1 - A2
Voltage range:	AC 24 - 240 V | DC 24 V (AC 50-60 Hz)
Power input (max.):	2 VA/1.5 W
Supply voltage tolerance:	–15 %; +10 %
Supply indication:	green LED
Time circuit	
Number of functions:	6
Time ranges:	0.1 s - 10 hrs
Time setting:	rotary switch and potentiometer
Time deviation:	5 % - mechanical setting
Repeat accuracy:	0.2 % - set value stability
Temperature coefficient:	0.01 %/°C, at = 20 °C (0.01 %/°F, at = 68 °F)
Output	
Number of contacts:	1x changeover/SPDT (AgNi)
Current rating:	8 A/AC1; 1/2 HP|240 Vac, 1/3 HP|120 Vac; PD. B300
Breaking capacity:	2000 VA/AC1, 192 W/DC
Switching voltage:	250 V AC/24 V DC
Max. power dissipation:	0.6 W
Output indication:	multifunction red LED
Mechanical life:	10.000.000 ops.
Electrical life (AC1):	100.000 ops.
Control	
Control. terminals:	A1-S
Load between S-A2:	Yes
Impulse length:	min. 25 ms/max. unlimited
Reset time:	max. 150 ms
Other information	
Operating temperature:	–20 .. +55 °C (–4 .. 131 °F)
Storage temperature:	–30 .. +70 °C (–22 .. 158 °F)
Dielectric strength:	4kV AC (supply - output)
Operating position:	any
Mounting:	DIN rail EN 60715
Protection degree:	IP40 from front panel/IP20 terminals
Overvoltage category:	III.
Pollution degree:	2
Max. cable size (mm²):	solid wire max. 1x 2.5 or 2x 1.5/ with sleeve max. 1x 2.5 (AWG 12)
Dimensions:	90 x 17.6 x 64 mm (3.5˝ x 0.7˝ x 2.5˝)
Weight:	62 g (2.2 oz.)
Standards:	EN 61812-1

Indication of operating states

Examples of signaling

Function a

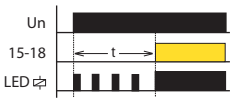

Function e

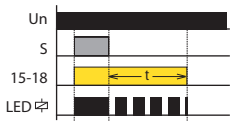

Description

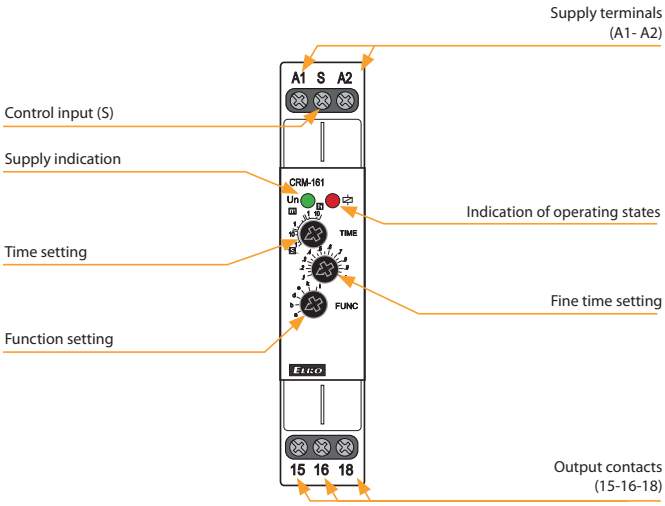

Functions

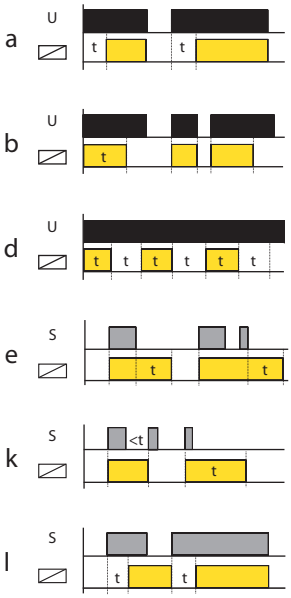

Connection

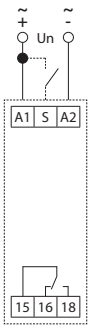

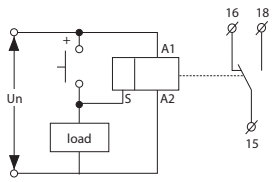

Possibility to connect load onto controlling input

It is possible to connect the load (e.g.: contactor) between terminals S-A2, without any interruption of correct relay function.